

Chest Refrigerator



General Information:

Your chest refrigerator was designed by the Frenzel GmbH and made according to the best available technology.

It is made of high quality materials and was thoroughly tested at the factory.

Prior to operating the appliance, please pay attention to the following issues.

Assembly:

Prior to installing the appliance in the intended space, please check whether the pipes located inside the appliance were bent during transport and are touching the compressor or the side of the refrigerator.

This would cause disturbing noises during operation.

Carefully bend them away, if necessary.

The appliance must always remain firmly installed and must stand level.

Unevenness in the floor must be evened out.

Carefully read the installation instructions prior to installing and operating the appliance and only use the appliance for the purpose described in the operating instructions.



Datum: 17/07/2012

Page 1/6

Molpir s.r.o. sídlo: SNP 129, 919 04 Smolenice; prevádzka: Hrachová 30, 821 05 Bratislava, Slovenská republika, Tel.: 00421 2 4319 1219, Fax: 00421 2 4319 1220, e-mail: obchod@molpir.com, www.molpir.com, www.shop.molpir.com

IČO: 31431372, IČPD: SK 2020391560, Tatra banka Bratislava, č. ú.: 2628020575/1100, register: OS Trnava, odd: Sro, vlož.: 1045/T

MOLPIR GROUP CZ a.s., Technologická 838/14, 779 00 Olomouc, Holice, Česká republika, Tel.: 00420 585 315 017, Fax: 00420 585 315 021, e-mail: molpir_o@molpir.cz, www.molpir.cz

MOLPIR GROUP CZ a.s., Business centrum Klamovka, Plzeňská 155/113, 150 00 Praha 5 – Košíře, Tel.: 00420 724 606 000, e-mail: jsvoboda@molpir.cz, www.molpir.cz

IČO: 25828843, DIČ: CZ25828843, ČSOB Olomouc, č. ú.: 377913723/0300, Registrace: KOS, OR Ostrava, oddíl B, vložka č. 2094

ISO 9001

NU_A80041_001_17072012_EN

The vehicle voltage must correspond with the specifications on the appliance rating plate. Please observe the following schedule regarding the cable size to be installed.

Distance in meters	Cable cross section in mm ²
5	2,5
8	4
12	6
20	10

Important

When operating the appliance, please pay attention to the following issues. You will thus prevent damage and avoid losing possible warranty claims.

This appliance is intended for use in motor vehicles. If the refrigerator is used for industrial purposes the respective applicable trade regulations must be observed.

Don't store any explosive materials in the appliance. High proof alcohol shall only be stored in closed and standing containers.

Prior to operation

For reasons of hygiene and health it is recommended to thoroughly clean the refrigerator.

Operation

The air supply to the cooling unit must always be warranted and shall not be blocked by objects.

The desired cooling is selected with the temperature selector located inside the chest refrigerator.

Apart from the setting on the temperature selector, the temperature in the refrigerator depends also on the ambient temperature, the amount of food stored, and how often the refrigerator is opened. This is why we cannot provide exact temperatures.

Temperature Selection

Setting on „0“, cooling is switched off.

Setting on „3“, results in minimum cooling.

Setting on „5“, results in medium cooling.


Setting on „7“, results in maximum cooling

Cleaning

Switch your appliance off. Keep the condenser free of dirt by regularly cleaning the lamellae with a soft brush or blow them out with compressed air, if available. The dirt can also be vacuumed with a vacuum cleaner.

Pay attention that no water runs into the temperature selector, the press switch and the interior light.

Don't use strong and abrasive cleaning agents, also no soap (smell).



Datum: 17/07/2012

Page 2/6

Molpir s.r.o. sídlo: SNP 129, 919 04 Smolenice; prevádzka: Hrachová 30, 821 05 Bratislava, Slovenská republika, Tel.: 00421 2 4319 1219, Fax: 00421 2 4319 1220, e-mail: obchod@molpir.com, www.molpir.com, www.shop.molpir.com

IČO: 31431372, IČP: SK 2020391560, Tatra banka Bratislava, č. ú.: 2628020575/1100, register: OS Trnava, odd: Sro, vlož.: 1045/T

MOLPIR GROUP CZ a.s., Technologická 838/14, 779 00 Olomouc, Holice, Česká republika, Tel.: 00420 585 315 017, Fax: 00420 585 315 021, e-mail: molpir_o@molpir.cz, www.molpir.cz

MOLPIR GROUP CZ a.s., Business centrum Klamovka, Plzeňská 155/113, 150 00 Praha 5 – Košíře, Tel.: 00420 724 606 000, e-mail: jsvoboda@molpir.cz, www.molpir.cz

IČO: 25828843, DIČ: CZ25828843, ČSOB Olomouc, č. ú.: 377913723/0300, Registrace: KOS, OR Ostrava, oddíl B, vložka č. 2094

ISO 9001

NU_A80041_001_17072012_EN

Wipe down the inside and outside of appliance with warm water containing just a little mild cleaning agent. Wipe down with clear water and dry.


Defrost

Set temperature selector to „0“. The appliance is shut off.
Empty the refrigerator.

Shutdown

If you don't use the appliance over an extended period of time:

- Set temperature selector to „0“. The refrigerator is shut off.
- Defrost refrigerator.
- Clean refrigerator.
- Leave the refrigerator lid open (otherwise odours will form).



Datum: 17/07/2012

Page 3/6

Molpir s.r.o. sídlo: SNP 129, 919 04 Smolenice; prevádzka: Hrachová 30, 821 05 Bratislava, Slovenská republika, Tel.: 00421 2 4319 1219, Fax: 00421 2 4319 1220, e-mail: obchod@molpir.com, www.molpir.com, www.shop.molpir.com

IČO: 31431372, IČpD: SK 2020391560, Tatra banka Bratislava, č. ú.: 2628020575/1100, register: OS Trnava, odd: Sro, vlož.: 1045/T

MOLPIR GROUP CZ a.s., Technologická 838/14, 779 00 Olomouc, Holice, Česká republika, Tel.: 00420 585 315 017, Fax: 00420 585 315 021, e-mail: molpir_o@molpir.cz, www.molpir.cz

MOLPIR GROUP CZ a.s., Business centrum Klamovka, Plzeňská 155/113, 150 00 Praha 5 – Košíře, Tel.: 00420 724 606 000, e-mail: jsvoboda@molpir.cz, www.molpir.cz

IČO: 25828843, DIČ: CZ25828843, ČSOB Olomouc, č. ú.: 377913723/0300, Registrace: KOS, OR Ostrava, oddíl B, vložka č. 2094

ISO 9001

NU_A80041_001_17072012_EN

What to do if...

Fault	Possible Cause	Remedy
Compressor doesn't run. The diode (provided there is one) between C and D (wiring diagram) is blinking.	Voltage on terminals for electronics is too low. Disconnection due to accumulator protection.	1. Use wires with larger cross section between electronics and accumulator. 2. Eliminate loose connection on connector. 3. Eliminate oxidation on contacts
	Accumulator voltage is too low.	Charge accumulator.
Compressor doesn't run.	Thermostat.	Is thermostat connected to C and T and does it function properly?
	Defective fuse due to incorrectly connected poles on the terminals for electronics.	Transpose input leads to electronics. Replace fuse.
	Fuse on E-panel of coach is defective.	Replace fuse.
Compressor (fan) still doesn't run after defective fuse has been replaced.	Electronics or compressor defective.	Replace electronics system. If the compressor starts the old electronics system is defective.
	Fan is defective.	Disassemble fan. If the compressor starts the fan is defective.
Compressor (fan) doesn't run, however it attempts to start.	Room temperature is too high (more than 55°C), electronics on compressor is too hot.	Bring temperature inside of compressor installation compartment down below 55°C.
	Condensation temperature too high.	Clean condenser (lamellae).
	Pressure equalisation didn't occur, the standing time is too short.	Increase thermostat difference or install 1-2 mm plastic panel between sensor and evaporator
	Fan is blocked or a load of more than 0.5 A _{ms} continuously or 1 A _{peak} during the starting process is put on the electronics system.	Replace fan with fan model requiring less than 0.5 A _{ms} continuously or 1 A _{peak} during the starting process.
Partially reduced or no cooling capacity. Increased temperature in refrigerator. Compressor runs continuously.	Partially escaped refrigerant, leak in cooling system.	Eliminate leak, replace filter dryer, evacuate cooling system and refill refrigerant.
	Capillary tube partially clogged (moisture in cooling system).	Replace filter dryer, evacuate cooling system and refill refrigerant.



Datum: 17/07/2012

Page 4/6

Molpir s.r.o. sídlo: SNP 129, 919 04 Smolenice; prevádzka: Hrachová 30, 821 05 Bratislava, Slovenská republika, Tel.: 00421 2 4319 1219, Fax: 00421 2 4319 1220, e-mail: obchod@molpir.com, www.molpir.com, www.shop.molpir.com

IČO: 31431372, IČpD: SK 2020391560, Tatra banka Bratislava, č. ú.: 2628020575/1100, register: OS Trnava, odd: Sro, vlož.: 1045/T

MOLPIR GROUP CZ a.s., Technologická 838/14, 779 00 Olomouc, Holice, Česká republika, Tel.: 00420 585 315 017, Fax: 00420 585 315 021, e-mail: molpir_o@molpir.cz, www.molpir.cz

MOLPIR GROUP CZ a.s., Business centrum Klamovka, Plzeňská 155/113, 150 00 Praha 5 – Košíře, Tel.: 00420 724 606 000, e-mail: jsvoboda@molpir.cz, www.molpir.cz

IČO: 25828843, DIČ: CZ25828843, ČSOB Olomouc, č. ú.: 377913723/0300, Registrace: KOS, OR Ostrava, oddíl B, vložka č. 2094

ISO 9001

NU_A80041_001_17072012_EN

Warranty

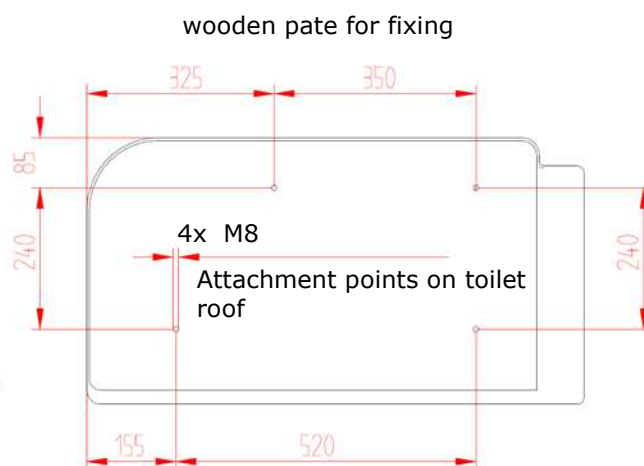
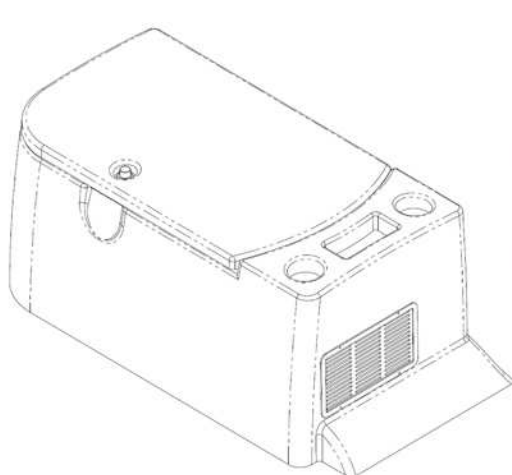
MOLPIR s.r.o. will guarantee the appliance for two years.

Should your appliance become defective contrary to expectations, don't repair it yourself but contact our customer service department or communicate directly with our customer service division.

In case of a warranty claim, you should definitely observe the following instructions:

- ✿ Enclose control card.
- ✿ Cleaning: Please ensure that you only package a clean appliance; we cannot subject our service personnel to work on dirty appliances.
- ✿ In order to avoid damage in transit, please ensure safe packaging.
- ✿ Provide us with a clue as to your complaint, since this will prevent us from wasting valuable time in locating the problem.

Technical data



Width	cca 862mm
Height	cca 345mm
Depth	cca 452mm
Capacity	cca 42 litres 78 cans à 0,33l
Voltage	24V and/or 12V
Current consumption	3,1A and/or 6,2A
Refrigerant	R134a
Filling quantity	90 gr.
Weight (empty)	cca 19kg
Subject to technical changes.	



Datum: 17/07/2012

Page 5/6

Molpir s.r.o. sídlo: SNP 129, 919 04 Smolenice; prevádzka: Hrachová 30, 821 05 Bratislava, Slovenská republika, Tel.: 00421 2 4319 1219, Fax: 00421 2 4319 1220, e-mail: obchod@molpir.com, www.molpir.com, www.shop.molpir.com

IČO: 31431372, IČpD: SK 2020391560, Tatra banka Bratislava, č. ú.: 2628020575/1100, register: OS Trnava, odd: Sro, vlož.: 1045/T

MOLPIR GROUP CZ a.s., Technologická 838/14, 779 00 Olomouc, Holice, Česká republika, Tel.: 00420 585 315 017, Fax: 00420 585 315 021, e-mail: molpir_o@molpir.cz, www.molpir.cz

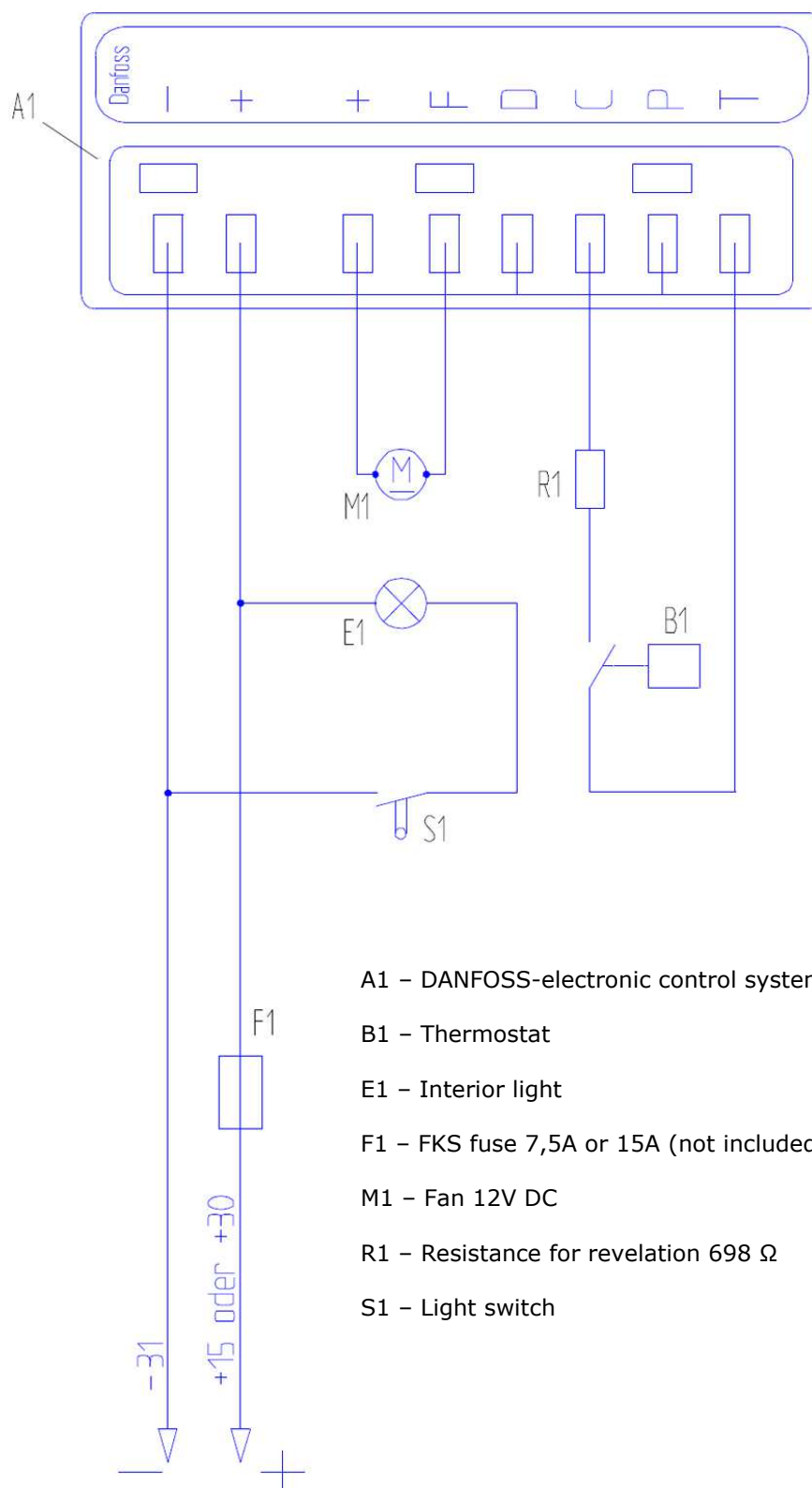
MOLPIR GROUP CZ a.s., Business centrum Klamovka, Plzeňská 155/113, 150 00 Praha 5 – Košíře, Tel.: 00420 724 606 000, e-mail: jsvoboda@molpir.cz, www.molpir.cz

IČO: 25828843, DIČ: CZ25828843, ČSOB Olomouc, č. ú.: 377913723/0300, Registrace: KOS, OR Ostrava, oddíl B, vložka č. 2094

ISO 9001

NU_A80041_001_17072012_EN

Wiring diagram



A1 – DANFOSS-electronic control system

B1 – Thermostat

E1 – Interior light

F1 – FKS fuse 7,5A or 15A (not included)

M1 – Fan 12V DC

R1 – Resistance for revelation 698 Ω

S1 – Light switch

Datum: 17/07/2012

Page 6/6

Molpir s.r.o. sídlo: SNP 129, 919 04 Smolenice; prevádzka: Hrachová 30, 821 05 Bratislava, Slovenská republika, Tel.: 00421 2 4319 1219, Fax: 00421 2 4319 1220, e-mail: obchod@molpir.com, www.molpir.com, www.shop.molpir.com

IČO: 31431372, IČpD: SK 2020391560, Tatra banka Bratislava, č. ú.: 2628020575/1100, register: OS Trnava, odd: Sro, vlož.: 1045/T

MOLPIR GROUP CZ a.s., Technologická 838/14, 779 00 Olomouc, Holice, Česká republika, Tel.: 00420 585 315 017, Fax: 00420 585 315 021, e-mail: molpir_o@molpir.cz, www.molpir.cz
MOLPIR GROUP CZ a.s., Business centrum Klamovka, Plzeňská 155/113, 150 00 Praha 5 – Košíře, Tel.: 00420 724 606 000, e-mail: jsvoboda@molpir.cz, www.molpir.cz

IČO: 25828843, DIČ: CZ25828843, ČSOB Olomouc, č. ú.: 377913723/0300, Registrace: KOS, OR Ostrava, oddíl B, vložka č. 2094

